












-  ATM Machine
-  Restroom
-  Parking
-  Entrance
-  Emergency Entrance
-  Elevator
-  Stairs
-  Welcome Desk
-  Water Fountain
-  Bike Parking
-  Ambulance Entrance
-  Visitor Parking
-  Shuttle Stop
-  RTA Bus Stop

MetroHealth Medical Center Map

Department/Clinic/Unit Name	Elevator	Floor(s)	Building	Entrance
Acute Care for Elders Unit "3 East"	Visitor	3	Glick	Glick
Admitting/Registration		Lobby Level	Glick	Glick
Aamoth Family Pediatric Wellness Center		1	OPP-Atrium	OPP
Anticoagulation Clinic	C	3	Ham	ED
Allergy/Immunology Clinic	E	4	Bell	ED
Bleeding Drawing/Lab- Outpatient	Specialty Services	2	OPP	OPP
Burn Center- Inpatient "BICU" and Outpatient "3 West"	Visitor	3	Glick	Glick
Cafeteria - MetroEats		Ground	Glick	Glick
Cancer Center		1	OPP-Cancer Center	OPP
Cardiac Intensive Care Unit "7 West CICU"	Visitor	7	Glick	Glick
Cardiac Step-Down Unit "7 East"	Visitor	7	Glick	Glick
Child/Adolescent Psychiatry	E	4	Bell	ED
Clinical Research Unit	C	2	Ham	ED
Coffee Shop/Café - Park Side Café		Lobby Level	Glick	Glick
Conference Center	Visitor	2	Glick	Glick
Dermatology	Specialty Services	2	OPP	OPP
Discharge Hospitality Center		Ground	Bell	ED
Durable Medical Equipment - Hastings/ Discount Drug Mart	E	1	Bell	ED
Emergency Department		Ground	ED	ED
Endoscopy Services	Visitor	1R	Glick	Glick
Ear, Nose and Throat "ENT"	Specialty Services	2	OPP	OPP
Fetal Diagnostics Center	Women & Children's	2	OPP	OPP
Geauga Vision		1	OPP-Atrium	OPP
General Medicine- Inpatient "4 East," "8 East" and "9 East and West"	Visitor	4,8, and 9	Glick	Glick
General Surgery- Inpatient "4 East"	Visitor	4	Glick	Glick
Gift Shop - Nurture Gift Shop		Lobby Level	Glick	Glick
Heart & Vascular Center- Outpatient	C	3	Ham	ED
Information/Welcome Desk - Emergency Department		Ground	ED	ED
Information/Welcome Desk - The Glick Center		Lobby Level	Glick	Glick
Information/Welcome Desk - Outpatient Plaza		1	OPP-Atrium	OPP
Internal Medicine	Rehabilitation	2	OPP	OPP
Labor & Delivery	F	3	W&C	ED
Medical Intensive Care Unit "8 West MICU"	Visitor	8	Glick	Glick
Medical Specialties	Specialty Services	2	OPP	OPP
Medical Stepdown Unit "7 West"	Visitor	7	Glick	Glick
MetroHealth Police Department	B	Ground	Tow	ED
Mother Baby/Postpartum	F	3	W&C	ED
Multi-Specialty Infusion Center	F	2	ED	W&C
Nemat K. Boutros Meditation Room		Lobby Level	Glick	Glick
Neonatal Intensive Care Unit "NICU"	F	4	W&C	ED
Neurocritical Care Unit "6 West NCCU"	Visitor	6	Glick	Glick
Neurology and Pain Management	Rehabilitation	2	OPP	OPP
Neurology - Inpatient "6 East"	Visitor	6	Glick	Glick
Nutrition Clinic	Specialty Services	2	OPP	OPP

BUILDINGS KEY: Bellgreve = Bell; Core = Core; ED = Emergency Department; Glick = Glick; Hamann = Ham; OPP = Outpatient Plaza; Ram = Rammelkamp; TOW = Towers; Women & Children Hospital = W&C

Department/Clinic/Unit Name	Elevator	Floor(s)	Building	Entrance
Occupational Therapy/Speech Therapy/ Vocational Services/Rehab Psychology/ Physical Therapy		1	OPP- Rehabilitation	OPP
OB/GYN	Women & Children's	2	OPP	OPP
Office of Patient Experience	C	1	Core	ED
Oncology- Inpatient "3 East"	Visitor	3	Glick	Glick
Ophthalmology	Specialty Services	3	OPP	OPP
Oral Surgery	E	1	Bell	ED
Orthopedics- Outpatient		1	OPP- Specialty Services	OPP
Orthopedics/Surgery "6 East"	Visitor	6	Glick	Glick
Pediatric Clinics 1, 2 and 3		1	OPP- Women & Children's	OPP
Pediatric- Inpatient "4 West"	Visitor	4	Glick	Glick
Pediatric Intensive Care Unit "4 West PICU"	Visitor	4	Glick	Glick
Pediatric Rapid Access Clinic		1	OPP- Women & Children's	OPP
Pediatric Specialties Clinic		1	OPP- Women & Children's	OPP
Pediatric Therapies		1	OPP- Women & Children's	OPP
Pharmacy- Outpatient		1	OPP- Atrium	OPP
Physical Medicine & Rehabilitation (PM & R)- Includes WorkLink	Rehabilitation	2	OPP	OPP
Post-Procedure Care - Inpatient "5 East"	Visitor	5	Glick	Glick
Presurgical Evaluation "PSE"		1	OPP- Atrium	OPP
Psychiatry/Behavioral Health Services - Outpatient	C	8	Ham	ED
Pulmonology Medicine	C	3	Ham	ED
Radiology (CT, MRI, Nuclear Medicine, Fluoroscopy, PET Scan)		Ground	Glick	Glick
Radiology (Interventional Radiology)	Visitor	1R	Glick	Glick
Radiology (Mammography, Diagnostic, Ultrasound, Bone Density)		1	OPP- Atrium	OPP
The Alfred F. Connors, Jr., MD Learning Center- R170	E	1	Ram	ED
Rheumatology	Specialty Services	2	OPP	OPP
Ronald McDonald Family Room	Visitor	4	Glick	Glick
Sleep Medicine	C	3	Ham	ED
Stroke- Inpatient "6 West"	Visitor	6	Glick	Glick
Surgery/Procedural Waiting Room	Visitor	1R	Glick	Glick
Surgical Intensive Care Unit "5 West SICU"	Visitor	5	Glick	Glick
Surgical Stepdown "5 West SSD"	Visitor	5	Glick	Glick
Surgery Specialties- Outpatient		1	OPP- Specialty Services	OPP
Trauma Intensive Care Unit "5 West TICU"	Visitor	5	Glick	Glick
Trauma- Inpatient "5 East"	Visitor	5	Glick	Glick
Trauma Recovery Center		Ground	Bell	ED
Tuberculosis Clinic		Ground	Bell	ED
Volunteer Services	Visitor	2	Glick	Glick
Weight Management Clinic		2	OPP	OPP
Women, Infant and Children,"WIC"	Women & Children's	2	OPP	OPP

Visitor Parking Garages: P4 and P9

Shuttle service is available. Pick-up/drop-off locations: P4, P9 (Outpatient Plaza – Cancer Care & Rehabilitation Entrances), W. 25th Street RTA bus stop, the Glick Center Main Entrance, and the Emergency Department Main Entrance.

Shuttle operates 6 A.M. - 8:30 P.M. Monday – Friday and 9 A.M. - 5:30 P.M. Weekends & Holidays

Valet parking is not a free service and is the responsibility of the patient/visitor.

Please see below for valet locations and hours.

The Glick Center Entrance Main Entrance (Monday-Friday, 5:30 a.m.-5:00 p.m.)

Emergency Department Main Entrance (Seven Days a Week: 7:00 a.m.-11:00 p.m.).