
















-  ATM Machine
-  RTA Bus Stop
-  Restroom
-  Parking
-  Entrance
-  Emergency Entrance
-  Elevator
-  Help Desk
-  Water Fountain
-  Bike Parking
-  Ambulance Entrance
-  Visitor Parking
-  Employee parking

MetroHealth Medical Center Map

Department/Unit Name:	Building	Floor	Elevator
Acute Care for Elders Unit 6C	Towers	6	B
Admitting	Towers	1	
Aamoth Family Pediatric Wellness Center	OPP-Atrium	1	
Allergy/Immunology Clinic	Bell Greve	4	E
Anticoagulation Clinic	Hamann	3	C
Blood Drawing/Lab – Outpatient	OPP	2	SS
Burn Care Center	Hamann	5	C
Cafeteria		1	
Cancer Care Center	OPP-CC	1	
Cardiac Intensive Care Unit CICU	CCP	3	F
Cardiac Step-Down Unit 3C	Towers	3	A/B
Chapel/Meditation Room	Towers	1	
Child/Adolescent Psychiatry	Bell Greve	4	E
Cuyahoga County Public Library	Core	1	
Dentistry/Oral Surgery	Bell Greve	1	
Dermatology	OPP	2	SS
Durable Medical Equipment - Drug Mart/Hastings	Bell Greve	1	
Emergency Department	CCP	G	E/F
Endoscopy Suite	CCP	2	F
Fetal Diagnostic Center	OPP	2	WC
Geauga Vision	OPP-Atrium	1	
General Medicine Unit 11B and 11C	Towers	11	A/B
General Surgery Unit 8B	Towers	8	A/B
Heart, Vascular and Pulmonary Medicine Clinic	Hamann	3	C
Information/Welcome Desk-Critical Care Pavilion	CCP	G	E/F
Information/Welcome Desk – Outpatient Plaza	OPP-Atrium	1	
Information/Welcome Desk – Towers	Towers	1	
Inpatient Hemodialysis Unit 5A	Towers	5	B
Internal Medicine	OPP	2	R
Labor and Delivery Unit	Hamann	2	C
Lori's Gifts	Core	1	
Medical Intensive Care Unit MICU	CCP	4	F
Medical Records	Bell Greve	1	
Medical Specialties	OPP	2	SS
Medical Step Down Unit	CCP	4	F
Medicine Short Stay Unit 10B	Towers	10	B
MetroHealth System Police Department	Towers	G	B
Mother Baby/Post Partum Unit 2B and 2C	Towers	2	A/B
Neurocritical Care Unit NCCU 3B	Towers	3	A/B
Neurology and Pain Management	OPP	2	R
Neurosurgery/Spine Unit 8A	Towers	8	A/B
Neonatal Intensive Care Unit NICU 2A	Towers	2	A/B/C
Nursing Business Office	Hamann	4	C
Nutrition Services	OPP	2	SS
OB/GYN	OPP	2	WC

Department/Unit Name:	Building	Floor	Elevator
Occupational Therapy/Speech Therapy/Vocational Services/Rehab Psychology/Physical Therapy	OPP-R	1	
Office of Patient Experience	Core	1	
Oncology Unit 10C	Towers	10	B
Ophthalmology	OPP	3	SS
Orthopaedics	OPP-SS	1	
Orthopaedics/Surgery Unit 7A	Towers	7	A/B
Otolaryngology/Ear, Nose and Throat (ENT)	OPP	2	SS
Patient Financial Services	OPP-SS	1	
Pediatric Clinics 1, 2 and 3	OPP-WC	1	
Pediatric Unit 4C	Towers	4	B
Pediatric Intensive Care Unit PICU 4A	Towers	4	B
Pediatric Rapid Access Clinic	OPP-WC	1	
Pediatric Specialties Clinic	OPP-WC	1	
Pediatric Therapies	OPP-WC	1	
Pharmacy	OPP-Atrium	1	
Physical Medicine & Rehabilitation (PM&R) – Includes WorkLink	OPP	2	R
Post-Procedure Care Unit 8C	Towers	8	A/B
Presurgical Evaluation PSE	OPP-Atrium	1	
Psychiatry Unit 6B	Towers	6	B
Psychiatry/Behavioral Health Services	Hamann	8	C
Radiology (X-Ray) and CT Scan	Hamann	G	E
Radiology (X-Ray)- Radiographics, X-Ray Rooms and Mammography	OPP-Atrium	1	
The Alfred F. Connors, Jr., MD Learning Center-R170	Rammelkamp	1	
Rheumatology	OPP	2	SS
Ronald McDonald Family Room	Towers	4	B/C
Ronald McDonald Hospitality Suites	Core	4	B/C
Scott Auditorium	Cafeteria Hallway	1	
Sleep Medicine	Hamann	3	C
Social Work	Hamann	1	
Stroke Unit 9B and 9C	Towers	9	A/B
Surgery Waiting Room	CCP	1	F
Surgical Intensive Care Unit SICU	CCP	3	F
Surgery Specialties	OPP-SS	1	
Survivor Recovery Services	Bell Greve	G	E
Towers Café	Core	1	
Trauma Intensive Care Unit TICU	CCP	3	F
Trauma Unit 7B and 7C	Towers	7	A/B
Tuberculosis Clinic	Bell Greve	G	E
Volunteer Services	Towers	1	
Women, Infants and Children (WIC)	OPP	2	WC

CC - Cancer Care Pavilion, SS - Specialty Services Pavilion, WC - Women & Children's Pavilion, R - Rehabilitation Pavilion, OPP - Outpatient Pavilion, CCP - Critical Care Pavilion

PLEASE NOTE: Elevators in the main facility are labeled as A, B, C, E and F. Elevators in the Outpatient Plaza are labeled as Cancer Care, Specialty Services, Women & Children's, Rehabilitation, Visitors can enter the Outpatient Pavilion directly from Scranton Road or West 25th Street. If needing to access the Outpatient Plaza from the main facility, take elevator E to floor 2 to cross the Outpatient Pedestrian Bridge.

Building floors do not connect in all areas. For example, Internal Medicine is located on the second floor of the Rehabilitation Pavilion of the Outpatient Plaza. It can ONLY be accessed through the Rehabilitation elevator. Please use the listed elevator(s) as a guide to get to your desired department.