














-  ATM Machine
-  Restroom
-  Parking
-  Entrance
-  Emergency Entrance
-  Elevator
-  Stairs
-  Welcome Desk
-  Water Fountain
-  Bike Parking
-  Ambulance Entrance
-  Visitor Parking
-  Shuttle Stop
-  RTA Bus Stop

MetroHealth Medical Center Map

Department/Clinic/Unit Name	Elevator	Floor(s)	Building	Entrance
Acute Care for Elders Unit "3 East"	Visitor	3	Glick	Glick
Admitting/Registration		Lobby Level	Glick	Glick
Aamoth Family Pediatric Wellness Center		1	OPP-Atrium	OPP
Anticoagulation Clinic		Ground	Bell	ED
Allergy/Immunology Clinic	E	4	Bell	ED
Bleeding Drawing/Lab- Outpatient	Specialty Services	2	OPP	OPP
Burn Center- Inpatient "BICU" and Outpatient "3 West"	Visitor	3	Glick	Glick
Cafeteria - MetroEats		Ground	Glick	Glick
Cancer Center		1	OPP-Cancer Center	OPP
Cardiac Intensive Care Unit "7 West CICU"	Visitor	7	Glick	Glick
Cardiac Step-Down Unit "7 East"	Visitor	7	Glick	Glick
Child/Adolescent Psychiatry	E	4	Bell	ED
Clinical Research Unit	C	2	Ham	ED
Coffee Shop/Café - Park Side Café		Lobby Level	Glick	Glick
Conference Center	Visitor	2	Glick	Glick
Dermatology	Specialty Services	2	OPP	OPP
Discharge Hospitality Center		Ground	Ram	ED
Durable Medical Equipment - Hastings/ Discount Drug Mart	E	1	Bell	ED
Emergency Department		Ground	ED	ED
Endoscopy Services	Visitor	1R	Glick	Glick
Ear, Nose and Throat "ENT"	Specialty Services	2	OPP	OPP
Fetal Diagnostics Center	Women & Children's	2	OPP	OPP
Geauga Vision		1	OPP-Atrium	OPP
General Medicine- Inpatient "4 East," "8 East" and "9 East and West"	Visitor	4,8, and 9	Glick	Glick
General Surgery- Inpatient "4 East"	Visitor	4	Glick	Glick
Gift Shop - Nurture Gift Shop		Lobby Level	Glick	Glick
Heart & Vascular and Pulmonary Clinic (includes Pulmonary Function Tests)		Ground	Bell	ED
Information/Welcome Desk - Emergency Department		Ground	ED	ED
Information/Welcome Desk - The Glick Center		Lobby Level	Glick	Glick
Information/Welcome Desk - Outpatient Plaza		1	OPP-Atrium	OPP
Internal Medicine	Rehabilitation	2	OPP	OPP
Labor & Delivery	F	3	W&C	ED
Medical Intensive Care Unit "8 West MICU"	Visitor	8	Glick	Glick
Medical Specialties	Specialty Services	2	OPP	OPP
Medical Stepdown Unit "7 West"	Visitor	7	Glick	Glick
MetroHealth Police Department	B	Ground	Tow	ED
Mother Baby/Postpartum	F	3	W&C	ED
Multi-Specialty Infusion Center	F	2	W&C	ED
Nemat K. Boutros Meditation Room		Lobby Level	Glick	Glick
Neonatal Intensive Care Unit "NICU"	F	4	W&C	ED
Neurocritical Care Unit "6 West NCCU"	Visitor	6	Glick	Glick
Neurology and Pain Management	Rehabilitation	2	OPP	OPP
Neurology - Inpatient "6 East"	Visitor	6	Glick	Glick
Nutrition Clinic	Specialty Services	2	OPP	OPP

BUILDINGS KEY: Bellgreve = Bell; Core = Core; ED = Emergency Department; Glick = Glick; Hamann = Ham; OPP = Outpatient Plaza; Ram = Rammelkamp; TOW = Towers; Women & Children Hospital = W&C

Department/Clinic/Unit Name	Elevator	Floor(s)	Building	Entrance
Occupational Therapy/Speech Therapy/ Vocational Services/Rehab Psychology/ Physical Therapy		1	OPP- Rehabilitation	OPP
OB/GYN	Women & Children's	2	OPP	OPP
Office of Patient Experience	C	1	Core	ED
Oncology- Inpatient "3 East"	Visitor	3	Glick	Glick
Ophthalmology	Specialty Services	3	OPP	OPP
Oral Surgery	E	1	Bell	ED
Orthopedics- Outpatient		1	OPP- Specialty Services	OPP
Orthopedics/Surgery "6 East"	Visitor	6	Glick	Glick
Pediatric Clinics 1, 2 and 3		1	OPP- Women & Children's	OPP
Pediatric- Inpatient "4 West"	Visitor	4	Glick	Glick
Pediatric Intensive Care Unit "4 West PICU"	Visitor	4	Glick	Glick
Pediatric Rapid Access Clinic		1	OPP- Women & Children's	OPP
Pediatric Specialties Clinic		1	OPP- Women & Children's	OPP
Pediatric Therapies		1	OPP- Women & Children's	OPP
Pharmacy- Outpatient		1	OPP- Atrium	OPP
Physical Medicine & Rehabilitation (PM & R)- Includes WorkLink	Rehabilitation	2	OPP	OPP
Post-Procedure Care - Inpatient "5 East"	Visitor	5	Glick	Glick
Pre-Admission Testing "PAT"		1	OPP- Atrium	OPP
Psychiatry/Behavioral Health Services - Outpatient	C	8	Ham	ED
Pulmonology Medicine		Ground	Bell	ED
Radiology (CT, MRI, Nuclear Medicine, Fluoroscopy, PET Scan)		Ground	Glick	Glick
Radiology (Interventional Radiology)	Visitor	1R	Glick	Glick
Radiology (Mammography, Diagnostic, Ultrasound, Bone Density)		1	OPP- Atrium	OPP
The Alfred F. Connors, Jr., MD Learning Center- R170	E	1	Ram	ED
Rheumatology	Specialty Services	2	OPP	OPP
Ronald McDonald Family Room	Visitor	4	Glick	Glick
Sleep Medicine - Day Appointments		Ground	Bell	ED
Sleep Medicine - Overnight Sleep Lab	C	3	Ham	ED
Stroke- Inpatient "6 West"	Visitor	6	Glick	Glick
Surgery/Procedural Waiting Room	Visitor	1R	Glick	Glick
Surgical Intensive Care Unit "5 West SICU"	Visitor	5	Glick	Glick
Surgical Stepdown "5 West SSD"	Visitor	5	Glick	Glick
Surgery Specialties- Outpatient		1	OPP- Specialty Services	OPP
Trauma Intensive Care Unit "5 West TICU"	Visitor	5	Glick	Glick
Trauma- Inpatient "5 East"	Visitor	5	Glick	Glick
Trauma Recovery Center		Ground	Bell	ED
Tuberculosis Clinic		Ground	Bell	ED
Volunteer Services	Visitor	2	Glick	Glick
Weight Management Clinic		2	OPP	OPP
Women, Infant and Children, "WIC"	Women & Children's	2	OPP	OPP

Visitor Parking Garages: P4 and P9

Shuttle service is available. Pick-up/drop-off locations: P4, P9 (Outpatient Plaza - Cancer Care & Rehabilitation Entrances), W. 25th Street RTA bus stop, the Glick Center Main Entrance, and the Emergency Department Main Entrance.

Shuttle operates 6 A.M. - 8:30 P.M. Monday - Friday and 9 A.M. - 5:30 P.M. Weekends & Holidays

Valet parking is not a free service and is the responsibility of the patient/visitor.

Please see below for valet locations and hours.

The Glick Center Entrance Main Entrance (Monday-Friday, 5:30 a.m.-5:00 p.m.)

Emergency Department Main Entrance (Seven Days a Week: 7:00 a.m.-11:00 p.m.).